

AUGUSTUS / AUGUST 2008

AGRA CO-OPERATIVE LTD MEMBERS' NEWSLETTER

AGRA KOÖPERATIEF BPK SE LEDE NUUSBRIEF



BIRDS OF PREY.

THEIR FUTURE SURVIVAL IN NAMIBIA

Namibia, blessed with great natural beauty and home to a unique diversity of flora and fauna, risks losing some of its most magnificent animals – our large birds of prey, especially those species that scavenge for food. Vultures and eagles are most threatened, but there are many ways in which they can be supported.

As birds of prey are usually seen flying, dividing the under-wing pattern into three parts, can assist with identification. Look at the primary feathers, the secondary feathers and the under-wing coverts. Look at the shape, length and pattern of the tail. Because birds of prey are meat eaters at the top of the food chain, their presence signals a healthy environment. They range from tiny, 60 gram falcons and owls to large eagles and vultures, weighing up to 11 kilogrammes.

Worldwide there are 292 species of diurnal (day) birds of prey and 162 nocturnal (night) species of owls. On the African continent there are 110 diurnal species and 45 nocturnal species. In Namibia 59 diurnal and 12 nocturnal species occur. Each species is adapted to a specific role in its environment.

Birds of prey play an important and valuable role on our farmlands. Eagles control population numbers of small mammals. Many eagle species hunt dassies, hares and rodents, which compete with domestic livestock for grazing resources. They feed on species such as mongooses and ground squirrels whose population numbers increase dramatically without eagles in the area. Eagles prey on mammalian predators such as jackals and lynxes. Many scavenging eagle species eat huge numbers of termites. A number of eagle species, not just the snake eagles, hunt venomous snakes and other reptiles.



Vultures and some eagle species help to maintain farm hygiene and reduce outbreaks of diseases such as anthrax and botulism, by eating dead animals and scavenging on afterbirth. Eagles and vultures control populations of predatory and scavenging mammal species such as jackals by competing for the same food sources. Scavenging birds of prey, specifically vultures, alert farmers to dead livestock. Because they consume carcasses very quickly, vultures control blow-fly infestations on rotting carcasses. Of the 22 vulture species worldwide, 11 occur in Africa, 9 in Southern Africa and only 7 in Namibia.

Large birds of prey have enormous territories over which they search for food, but Namibia's national parks cover too small an area to support healthy populations. The future survival of all large birds of prey requires farm management techniques which protect them when their territories or foraging ranges extend into farmlands.

Scavenging birds of prey are threatened by the indiscriminate and careless use of poison. Poison is used as a livestock management tool for the control of mammalian predators. Birds do not see farm boundaries, so even if poison is used irresponsibly only once in an area, eagle and vulture numbers can be seriously reduced, thus damaging the tourism potential of other farms in the area.

Worldwide, bird watching has become one of the fastest growing tourist activities. A healthy environment always supports a population of large birds of prey. The presence of eagles and vultures provides an additional source of interest for visitors, often at a time of day when mammal species are less active and visible. **This new series of articles on birds of prey in Namibia will focus on a number of important aspects in securing the ultimate survival of these birds.**

NARREC

Aas-en roofvoëls word gereken as 'n bedreigde spesie in Namibië. Samewerking is die sleutel tot die toekomstige oorlewing van groot roofvoëls in ons land. U kan dus uitsien na 'n nuwe reeks van artikels oor bedrygde roofvoël spesies en die belangrikheid daarvan op boerderygrond.

Dr Rainer Hassel bespreek breedvoerig die voortplantings probleme by lewende hawe wat voorkom as gevolg van voedingstekorte, plantvergiftingings, genetiese afwykings en verskeie siektes wat groot ekonomiese implikasies kan hê op die uitbouing van u boerdery.



Die jaarlikse speenkalfveilings het in alle erns afgeskop. As een van die hoogtepunte op die lewende hawe veilingskalender, word daar met hoë verwagting uitgesien na goeie pryse en kwaliteit diere wat ten toon gestel sal word. Kontak dus gerus u naaste Agra Lewende Hawe kantoor vir meer inligting oor die speenkalfveiling van u keuse.

Kom skiet gerus saam met Safari Den by die Stampriet Skou wat van 3-5 September gaan plaasvind. 'n Volledige program oor die skou verskyn op bladsy 5 van hierdie uitgawe.

Ter afsluiting, lede is baie welkom om te reageer op artikels wat verskyn of selfs 'n bydrae vir 'n uitgawe te lewer. Stuur u bydraes en reaksie aan die Bemerkingsbestuurder van Agra, Birgit Hoffmann by Privaatsak 12011, Windhoek of per e-pos aan birgith@agra.com.na

Groete tot 'n volgende uitgawe!



Alida Coertzen
Kommunikasiebeampte
Privaatsak 12011
Windhoek

E-pos: alidac@agra.com.na
Tel: 061-290 9234

NUWE VERWIKKELINGE BY **LEWENDE HAWE** - SUIDE STREEK



Agrase lewende hawe departement vorm 'n integrale deel van die maatskappiese besigheidstruktuur. Veranderinge is onafwendbaar en daarom is dit vir Agra van kardinale belang om ons lede en boerderygemeenskap in die geheel, voortdurend op hoogte te hou van veranderinge in die maatskappy. Dit het aan die lig gekom dat onsekerheid heers by die boerderygemeenskap na Gert van Wyk, OC Barnard, FJ van Zyl en Jan Lepen besluit het om uit diens van Agra lewende hawe te bedank. Ons wil ons lede en alle kliënte verseker dat Agra alles in sy vermoë gedoen het om te verseker dat alle lewende hawe aktiwiteite voortgaan soos beplan.

Om te verseker dat alle werksaamhede by lewende hawe wat insluit alle veilings, skakeldienste en ander aktiwiteite glad sal verloop en soos ooreengekom met die verskeie boereverenigings, verkopers en telers, is Adolf Klein as Operasionele Bestuurder, Lewende Hawe Suid aangestel met ingang vanaf 14 Julie 2008. Adolf sal in Mariental gestasioneer wees.

Agra is in die proses om 'n besigheidsplan te ontwikkel wat sal voldoen aan Agra se besigheidswaardes om 'n volhoubare en winsgewende lewende hawe afdeling in die Suide daar te stel. Ons sal voortgaan in ons strewe om ons besigheid te laat groei met 'n dinamiese span wat 'n uitstekende dienservaring bied aan ons lede en kliënte. Ons sal hard werk om ons marktaandeel te behou in die Suide en om ook bytedra tot 'n dinamiese en ekonomies lewensvatbare landbou sektor.

Namens Agra se bestuurspan en alle personeel wil ons baie dankie sê aan Gert van Wyk, OC Barnard, FJ van Zyl en Jan Lepen vir die bydrae wat hulle gemaak het en wens ons hulle voorspoed toe met hul nuwe onderneming. (R)

NEW **LIVESTOCK DEVELOPMENTS** FOR SOUTHERN REGION

It has come to our attention that some uncertainty exists amongst our members, clients and livestock producers in the South of Namibia after becoming aware that Gert van Wyk, OC Barnard, FJ van Zyl and Jan Lepen had all four decided to end their career at Agra and resigned from the Agra livestock division. We want to state categorically that Agra's livestock division forms an integral part of our company's business structure.

We would like to inform all our valued members and esteemed clients that Agra's livestock division will continue to operate in the Southern parts of Namibia as in the past, and that everything has been done to ensure that our livestock business and operations will continue as planned for the rest of this year and in the future. Agra has appointed Adolf Klein as Operational Manager: Livestock South as from the 14th July 2008 in Mariental to ensure the continuation and smooth running of our livestock auctions, public relations and other services as planned and arranged with the various farmers associations, sellers and breeders.

In order to ensure a sustainable and profitable livestock division in the South, we are in the process of developing a new business model which will enhance the commitment of Agra staff and agents as well as to ensure that it complies with Agra's business values. Furthermore, we shall continue our efforts to improve and expand our business by means of a dynamic team that will assist Agra's members and clients with the excellent service they deserve. It is also our ambition to increase our market share in the South and to contribute towards a dynamic and economically viable agricultural sector.

On behalf of Agra's management team and personnel, we would like to thank Gert van Wyk, OC Barnard, FJ van Zyl and Jan Lepen for their valuable contribution to Agra over the previous years and wish them all the best with their new business venture. (E)

NOORDE DORPE RAAK

PLASTIEKSAK VRY



'n Mens hou van sindelikhed. Reg? Jou liggaam moet skoon wees, jou tande geborsel en jou hare netjies op hul plek. Boonop hou jy daarvan dat jou huis darem redelik blink en stofvry en sover moontlik kiemvry moet wees. Raar maar waar, dit lyk egter of die moderne mens nie maklik dieselfde sindelikhed wil openbaar wanneer dit by sy eie sfeertjie in die heelal, die planeet Aarde, kom nie. Omgewingsbewustes skreeu al lankal dat ons heeltmal te traak-my-nie-agtig hieroor is, trouens, dat ons besig is om ons wêreld te vernietig met besoedeling. Besoedeling kan die lewe van mens, dier en plant geweldig benadeel.

In die stryd teen dorpsbesoedeling, het Rietfontein Boerevereniging met 'n nuwe inisiatief begin om dorpe in die Noorde "plastiaksak" vry te maak. Dit beteken dat besighede voortaan plastiaksakke sal verkoop teen 'n minimale bedrag om sodoende te verhoed dat minder

besoedeling van plastiaksakke in die dorpe en nabygeleë gebiede plaasvind. Agra het na konsultasie met al die betrokke rolspeleers in die omgewing besluit om in te skakel by die boereverenigings- en dorps projek om voortaan plastiaksakke teen 'n koste van 30 sent aan al Agra se kliënte te verkoop. Kliënte word dus deur hierdie projek gemotiveer om eerder van materiaal sakke gebruik te maak, wat herhaaldelik gebruik kan word en omgewingsvriendelik is, alvorens hul 'n plastiaksak vir die verpakking van hul ware gebruik.

Met hierdie projek moedig die Noorde Boereverenigings die ander boereverenigings in die land aan om soortgelyke projekte in hul verskeie dorpe te begin om sodoende by te dra tot 'n skoner en besoedelvrye omgewing vir mens en dier. (R)



AGRA'S ANNUAL HUNTING COMPETITION

GREAT PRIZES FOR 1ST ROUND WINNERS



(f.l.t.r.) Leon Erasmus, Branch Manager of Agra Okahandja, Mr G.P. Kotze, winner of the first prize, a Rhino walk-in freezer and Graham Scheifer, Group Buyer of Agra during the hand-over ceremony.

Winners in the 1st round of the annual hunting competition have been announced and won great prizes ranging from a "walk-in" freezer to a shopping voucher at Safari Den.

Winning is easy in this year's annual hunting competition. The competition is open to any shopper who shops at Safari Den, Awas Vet Med or any Agra branch countrywide. You don't need to be a member of Agra to enter the competition.

All you have to do to enter the competition and to stand a chance of winning big prizes, is to buy goods to the value of N\$1000 or more. During the months of May, June and July there will be a national draw each month where participants stand a chance to win big prizes.

We wish to congratulate Mr G.P. Kotze of Okakeua Ranch in the Okahandja district who won the first prize, a Rhino walk-in freezer. (E)

Winners of the other prizes in the first draw are as follow:

2 nd Prize	Mr T. Husselman	Rehoboth Branch	Meat-O-Matic Meatsaw
3 rd Prize	Mr F. Nel	Gobabis Branch	Safari Den Voucher N\$1000
4 th Prize	Mr A. Uwiteb	Otjiwarongo Branch	Medicine Voucher N\$1000
5 th Prize	Mr B. van der Merwe	Gobabis Branch	Ryobi 3-in-1 Toolkit
6 th Prize	Mr S.W Martin	Windhoek Branch	Vanellus C30 Motoroil

2008 Stampriet Skouprogram

Woensdag, 3 September

- 08:00 - Hekke open
- 08:15 - Skriflesing & gebed
- 09:00 - Dorper beoordeling
- 10:00 - Speenkalfveiling
- 12:00 - Dorper prysuitdeling
- 14:00 - Boerbok beoordeling
- 15:00 - Skoonheids kompetisie
- 17:00 - Boerbok prysuitdeling
- 19:00 - Kunstenaar: Herman Stadler
(musiek tot laat)

Etes heeldag beskikbaar
Oros mannetjie
Simba leeu mannetjie
Springkastele
Boeresport
Vermaak vir kinders

Donderdag, 4 September

- 08:00 - Hekke open
- 08:15 - Skriflesing en gebed
- 09:00 - Van Rooy beoordeling
- 10:00 - Dames "make-over"
- 10:00 - Safari Den: Groepering skiet-
kompetisie



AGRA PROGRAM

- 10:00 - Post Mortem deur
Dr. Rainer Hassel - Agra

- Uitdagings vir die Dorperboer deur
Danie de Lange - Voermeester
- Die verskil tussen- en die gebruike
van LDPE, HDPE en PVC pype deur
Koos Ehlers - Namibia Plastic Converters
- 11:00 - Van Rooy prysuitdeling
- 12:00 - Damara prysuitdeling
- 14:00 - Topram keuring
- 14:30 - Persie beoordeling & prysuitdeling
- 19:00 - Kunstenaar: Herman Stadler
(musiek tot laat)

Etes heeldag beskikbaar
Oros mannetjie
Simbaleeu
Springkastele
Boeresport
Vermaak vir kinders

Etes heeldag beskikbaar
Oros mannetjie
Simbaleeu
Springkastele
Boeresport
Vermaak vir kinders

Vrydag, 5 September

- 08:00 - Hekke open
- 08:15 - Skriflesing en gebed
- 09:00 - Safari Den: Groepering
skietkompetisie
- 10:00 - Bul- & ramveiling
- 14:00 - Skolekrieket
- 19:00 - Kunstenaar: Herman Stadler

Met dank aan die volgende borge:



SERVICE-RANGE-COUNTRYWIDE



Navroe:

Stampriet Skouvereniging: 063 - 260 010



ANIMAL HEALTH

INFECTIOUS CAUSES OF ABORTIONS & INFERTILITY

Reproductive problems caused by nutritional deficiencies, plant poisonings, genetic and congenital problems, as well as infectious diseases, are very common erosive diseases in Namibia, which have severe economic implications due to reduced fertility, infertility and abortions. The end result of this is reduced production, resulting in reduced profitability.

Common reproductive problems that can be expected in this country include:

- a) **Bovine Brucellosis** - abortions in cattle
- b) **Ovine Brucellosis** - infertility in rams
- c) **Caprine Brucellosis** - abortions in goats
- d) **Enzootic Abortion (*Chlamydomphila*)** - abortions, low lambing rates, weak lambs in sheep and goats
- e) **Vibriosis (*Campylobacter*)** - low conception rates in cattle
- f) **Trichomoniasis** - low conception rates in cattle
- g) **Bovine Viral Diarrhoea / Mucosal Disease (BVD/MD)** - abortions, lowered conception rates, weak calves, persistent infection in calves
- h) **Rift Valley Fever** - abortions in sheep and cattle
- i) **Wesselsbron Disease** - abortions in sheep and cattle
- j) **Bluetongue** - abortions; stillbirths
- k) **Anaplasmosis** - abortions; stillbirths
- l) **Lumpy Skin Disease** - abortions; stillbirths
- m) **Blue Udder Mastitis; Pasteurellosis**
- n) **Foetal malformations**
- o) **Fever** - abortions
- p) **Retained placenta**

This is a common complication of dystocias, abortions, stillbirths and other complications during parturition. It can also result from Vitamin A deficiency.

q) **Metritis / Uterine Infection**

This is an infection in cows of the uterus characterized by a red, foul smelling discharge from the vagina which occurs about 2 weeks after calving. It usually follows abortions complicated by retained placenta. Cows can die. Untreated cases can lead to endometritis, with a thick, yellow, custard like but odorless pus being discharged from the vagina.



- r) **Prolapsed vagina or uterus**
- s) **Orchitis / Epididymitis** - lowered conception rates due to infertility in rams
- t) **Grootlamsiekte** - prolonged pregnancy in sheep ewes due to *Salsola tuberculata* poisoning.
- u) **Nutritional deficiencies** - These represent the most important causes of many reproductive problems. Protein, Vitamin A, Phosphate, Copper, Cobalt, Iodine, Manganese, Selenium

and Zinc deficiencies result in poor sperm quality, low conception, resorption, abortion, anoestrus and stillbirths.

- v) **Vaccines** - Brucellosis, Rift Valley Fever, Wesselsbron, Anaplasmosis vaccines can cause abortions in pregnant animals.
- w) **Drugs** - Cortisone, Oestrogens, Prostaglandins cause abortions in pregnant animals.

This series of articles focuses on the infectious causes of abortions and infertility of importance in Namibia.

The following diseases have already been discussed in previous issues of the Ring:

Bovine, Ovine and Caprine Brucellosis, Rift Valley Fever, Wesselsbron Disease, Bluetongue, Anaplasmosis and Lumpy Skin Disease.

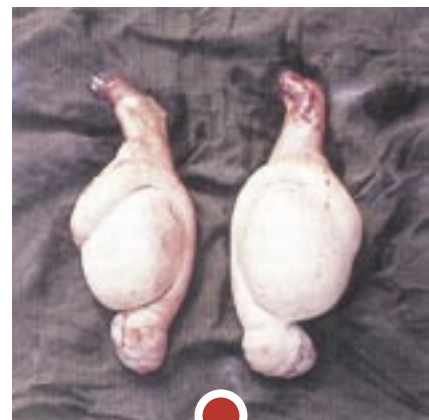
1. Epididymitis



Orchitis describes an inflammation of the testes, whereas epididymitis is an inflammation of the epididymis of male animals, which leads to reduced fertility or even infertility in rams, and a resultant reduced lambing

percentage. Bacteria which infect the genital tract of rams are ***Brucella ovis*, the HPA group (*Histophilus*, *Pasteurella* and *Actinobacillus*), *Corynebacterium Pseudotuberculosis* and *Arcanobacterium pyogenes*.**

Brucella ovis bacteria enter the body through the mucous membranes of the mouth, nose, eye, penis and rectum of the ram, after direct or indirect contact. Infection can occur as a result of ingestion of infected drinking water or feed, by flies, by mating, by rams smelling the prepuces and rams mounting one another. The pathogens then migrate to the testes and cause an inflammation of the testes (Orchitis) causing visible swelling, pain and redness. The swelling then subsides and a large firm swelling of the epididymis remains. The disease is diagnosed by making semen smears, culturing the organism from semen and blood tests. Treatment with antibiotics in the very early stages of the disease is only effective in very few cases. Affected rams



should be culled. Prevention and control is based on vaccinating young rams at weaning age with Brucella Rev 1 vaccine, which is a **Brucella mellitensis** vaccine, which stimulates a cross immunity for **Brucella ovis**. It usually produces a lifelong immunity. Young rams should be raised separately from older rams.

The HPA group of bacteria cause severe chronic epididymitis in rams, which cannot be distinguished from **B. ovis** infection on clinical signs. The bacteria occur fairly widespread. Detailed information regarding the transmission is not available. There are no vaccines available for these infections and prevention and control is based on culling of affected rams and raising young rams separately from adult rams.

2. Vibriosis

Vibriosis is a venereal disease of cattle, caused by **Campylobacter fetus**. It is transmitted by mating and causes an infection of the genital tract of the cow, which prevents it from becoming pregnant. Neither cows nor bulls are clinically affected or show symptoms, but the disease causes a low conception rate and therefore has severe economic implications (see also Trichomoniasis). There is no treatment for the disease. Prevention, control and eradication consist of:

- Testing of bulls and culling of those which have the infection.
- Regular rectal pregnancy examination of cows and strict culling of non – pregnant animals.
- When buying new bulls, only introduce virgin bulls tested for Vibriosis or older bulls that have also been tested for the disease.
- Vaccinating bulls, heifers and cows 8 weeks and again 4 weeks before the breeding season, with a booster vaccination 4 weeks before each subsequent breeding season.

3. Bovine Viral Diarrhoea/Mucosal Disease (BVD/MD)

Bovine Viral Diarrhoea/Mucosal Disease is an important contagious viral disease in cattle farming enterprises. It occurs in many areas in Namibia, but the awareness and understanding of this disease is only increasing slowly in this country. The economic importance of BVD is reduced fertility and calving rate in cow herds, or high mortality as a result of Mucosal Disease (MD), especially in intensive farming units like dairies and feedlots. The virus which is not very stable and cannot survive for long outside the body occurs in two biotypes, one which destroys tissue cells in the hosts' body (Cytopathic) and one which does not destroy tissue cells (Non-cytopathic). Most infections in cattle are the result of the non-cytopathic type. The virus suppresses the immune system of the affected animal. The virus causes two forms of the disease:

- **Bovine Viral Diarrhoea (BVD):** In this case many adult cattle can be affected, exhibiting mild transient symptoms of fever, listlessness, loss of appetite (70 - 90 %) or slightly more obvious symptoms of



diarrhoea, discharge from the eyes and nose, sores on the mucous membranes of the mouth and reduced milk production. These symptoms occur after an incubation period of 5 - 7 days and usually clear up after a few days. Only very few animals die. The affected animals excrete the virus in the discharges from the eyes and nose, saliva, urine and faeces, but only in small amounts. The virus does not survive for a long time in the environment. Cattle are infected by taking up the virus by mouth or by inhalation from infected material. The severe economic losses, which are associated with BVD, are the result of a severe drop in the number of calves produced by an infected herd. When pregnant, susceptible cows become infected with the BVD virus, they pass on the infection to the foetus. Infection in the time between conception and 45 days of pregnancy leads to death and resorption of the embryo. Infection between 45 and 125 days of pregnancy gives rise to a calf which is born with the virus and which remains a persistent carrier of the virus, acting as a constant source of infection. Infection between 125 and 180 days of pregnancy leads to the birth of a small and weak calf which may not survive. These calves can show symptoms of loss of balance, shivering and shaking. Abortions can occur at any time during pregnancy in 2 - 7% of pregnant cows. Calves can be still born. Normal calves can be born having a poor, weak immune system. These calves are susceptible to other infections like pneumonia. The result of all of the above is a greatly reduced calf crop, including weak calves and permanent carriers of the disease.

- **Mucosal Disease (MD):** This form of the disease usually affects young growing animals in feedlots and dairies. Only few animals are affected, but almost all of them die, usually within 3 - 10 days after symptoms occur. A few chronic cases can occur, which may last for up to a year, ending with the death of the affected animal. Symptoms of MD include fever, listlessness, loss of appetite, drop in milk production, rapid respiration, sores in the mouth and salivation, purulent discharge from the nose, severe foul smelling diarrhoea, sometimes containing blood and pieces of gut tissue and dehydration.

Diagnosis: A veterinarian will be able to diagnose the BVD / MD infection in a herd with the aid of the history, clinical symptoms, serological tests to detect virus antibodies and virus isolation in the laboratory.

Prevention and Control: Live attenuated as well as inactivated vaccines are available.

Pregnant animals may only be vaccinated with inactivated vaccines. Animals vaccinated for the first time with an inactivated vaccine, must receive a booster vaccination 3 - 4 weeks later.

Annual revaccinations are required. Bulls must be vaccinated at weaning age with an inactivated vaccine, receive a booster 3 - 4 weeks later plus annual revaccinations.

Chronically infected carriers must be identified and eliminated from the herd.

4. Trichomoniasis

Trichomoniasis is a venereal disease of cattle, caused by **Trichomonas fetus**, which parasitizes the genital tract. All breeds of cattle are susceptible, and the disease is transmitted by mating, and rarely even by artificial insemination and when bulls mount one another.

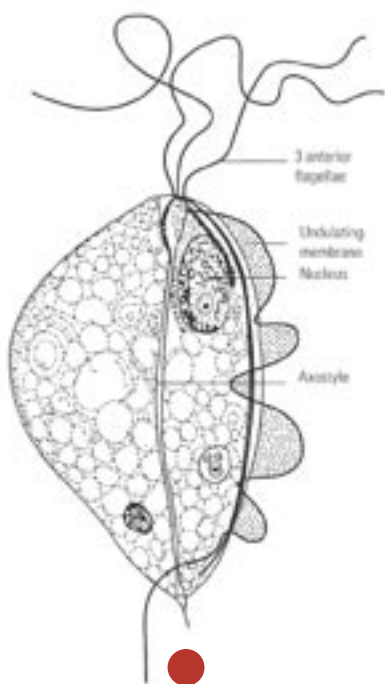
to continue on page 8...

continued from page 7...

Some infected cows can rid themselves spontaneously within 2 - 6 months after a number of normal oestrus cycles. Young bulls under the age of 3 years are seldom infected, but older bulls are readily infected, with the organisms establishing themselves in the mucous membranes of the prepuce and penis.



Symptoms of the disease include abnormal oestrus cycles, low calving percentage due to resorption or early abortion of the foetus, infection of the uterus with accumulation of pus and infertility. In an affected herd there is usually a history of prolonged inter-calving periods, irregular oestrus cycles and low calving percentage, which can lead to severe economic losses. Prevention and control consists of testing of bulls and culling of infected bulls and non-pregnant cows. When purchasing bulls, they should be certified to have been tested free of the disease. Infected bulls can be treated successfully. This may be an option for very valuable animals. Contact your veterinarian for detailed information in this regard. A vaccine is available, but there is still quite a lot of



controversy about its efficacy. It is regarded by many as being useless, and can therefore not be recommended.

5. Enzootic Abortion/Chlamydiosis

Enzootic Abortion is a contagious disease of cattle, sheep and goats, caused by *Chlamydia abortus*. In 1972 an outbreak of epidemic proportions caused the loss of about 4 000 000 lambs due to abortions in South Africa. The disease occurs sporadically in this country.

Apart from causing abortions in cattle, sheep and goats, the pathogen apparently is also responsible for causing Sporadic Bovine Encephalomalacia (SBE) in cattle, meningitis in dogs, infection of the joints and ears in cattle, sheep and horses, pneumonia in cats, lambs, calves and rabbits, enteritis in cattle, sheep and dogs.

Chlamydia psittaci and *Chlamydia trachomatis* cause respiratory and intestinal disease in birds and can also affect humans, causing potentially fatal respiratory infections.

Stress factors can play a role in the occurrence of the disease, which is

often associated with Pasteurellosis, Salmonellosis and *Campylobacter fetus* infections. *Chlamydia* organisms can occur in the gastrointestinal tract of healthy normal cattle, sheep and goats which act as carriers of this pathogen. Although *Chlamydia* has been isolated from the semen of bulls and rams, the possible transmission by mating is still being investigated. The organisms have also been found in flies, which were caught in the vicinity of infected animals. The disease is usually introduced into a herd by buying infected animals. Sheep pick up the infection by mouth from feed or pasture contaminated by the organisms from aborted foetuses, placentas, or uterine fluids from affected ewes. Lambs can get infected in the same way, shortly after birth.

Ewe lambs born from infected ewes are also infected with *Chlamydia*, and the infection remains latent until their first pregnancy, when they will abort. The more intensive the farming operation is, the easier the disease will spread. Ewes usually only abort once. Thereafter, they will lamb normally, but many of them remain carriers.

The consequences of *Chlamydia* infection:

- Affected ewes usually show no symptoms.
- Foetal death and resorption during early pregnancy, resulting in low lambing percentage.
- Abortions during the first 2 - 3 months of pregnancy. Aborted foetuses are often mummified.
- With the lambing season approaching, larger foetuses are aborted and premature lambs are born.
- Lambs are being still born.
- Retained placenta and infection of the uterus commonly occur with abortions.
- Weak lambs are born which often die within a few days.
- Weak lambs that survive grow slowly and perform badly.
- Newborn lambs can develop complications like pneumonia, arthritis, gastro-intestinal infection and nervous system problems (shaking). Nervous symptoms can be so severe that lambs are unable to drink. Pneumonia which occurs at 4 - 5 weeks of age can be associated with Pasteurellosis.
- When Chlamydiosis breaks out in a herd for the first time, 30 - 70 % of ewes can abort.
- Since ewes only abort once, the incidence of abortions decreases progressively to 5 - 10 %.
- In some herds there may eventually be no more abortions and only the problems and complications associated with weak lambs will persist.

Treatment: The organism is susceptible to tetracycline antibiotics, but treatment of affected animals is expensive and not very practical.

Prevention and Control: At this stage only a live attenuated vaccine is available. All ewes must be vaccinated every two years, 4 - 6 weeks before the breeding season.

References:

- 1) Infectious Diseases of livestock 2nd Edition (J. Coetzer; R. Tustin)
- 2) Entstowwe en Immunisering van Plaasdiere (J. Du Preez; F. Malan)
- 3) Sheep Scab presentation by F. Malan
- 4) Diseases and parasites of cattle, sheep and goats in South Africa (P. Oberen; D. Odendaal; et al)

Dr Rainer Hassel
Animal Health Consultant




AGRA'S PUBLIC LECTURE GIVES INSIGHT INTO PRACTICAL AGRICULTURE



Agra in co-operation with the Cheetah Conservation Fund and Feedmaster presented a second Windhoek public lecture and the fifth public lecture in the series for farmers on Thursday, 3 July 2008 at the Agra/Bank Windhoek Ring, Multi-purpose Centre. This public lecture followed as a result of the great success and hands-on practical approach of the previous public lectures. 60 Farmers had the opportunity to receive hands-on agricultural information from attending the public lectures presented by Agra.

Valuable information and discussions on topics such as livestock auctions in Namibia,

successfully farming livestock in harmony with nature, the supplementation of cattle, animal health practices and the introduction of the Veterinary First Aid Kit to the farmers formed part of the public lecture's presentations.



The Veterinary First Aid Kit is a product designed to provide the stock owner and farmer with an affordable, ready to use set of basic first aid remedies and drugs, instruments and equipment to apply first aid on animals in the absence of veterinary professional help or until such time that help can be rendered by a veterinarian. The Veterinary First Aid Kit is available from any Agra branch countrywide and Auas Vet Med which is situated in the Auas Valley Shopping Centre in Windhoek.

Farmers in the North will also have the opportunity to learn more about practical agriculture by attending the Agra public lectures in Opuwo on the 19 August and in Tsumeb on 21 August 2008. (E)



'N LEWE IN DIENS VAN AGRA...



Fliip de Bruyn, algemene bestuurder finansies oorhandig aan Tommy Nangombe sy 35 jaar langdienssertifikaat.

van Agra. Tommy dra ook die naam "Kamenje" (die springbok) wat sy pa aan hom gegee het. Op 18 Junie vanjaar het Tommy 35 jaar in diens van Agra gevier, voorwaar 'n besondere mylpaal in iemand se

Thomas Nangombe, beter bekend as Tommy, het seker beslis een van die langste diensjare binne die geskiedenis

lewe. Tydens ons onderhoud was Tommy trots op hierdie mylpaal om so lank vir een maatskappy te kan werk. Hy vertel dat hy begin werk het as skoonmaker in die kombuis vanaf 1973 tot 1976 te Agra by BSB. Tommy het baie ondervinding opgedoen in verskeie afdelings van Agra. Hy was werksaam in die store, by wapens en ammunisie, die slagpale, Pelssentrum, massapos en huidiglik bevind Tommy hom by die skryfbehoeftede afdeling as assistent vir Festus Amadila. Tommy voer aan dat Agra oor die jare vir hom baie goed was en dat hy in diens van Agra sal wil aftree. (R)

BELANGRIKE KENNISGEWING

Graag versoek ons alle vertoners van lewende hawe om vroegtydig gras en lusern te bestel vir die gebruik by die Windhoek Skou.

Windhoek Skou vind plaas vanaf 26 September tot 04 Oktober 2008.

Kontak Besonderhede:


- Tobie Barlow - Agra Takbestuurder - Tel: 061-290 9305
- Herman van Vuuren - Assistent Takbestuurder - Tel: 061-290 9312
- Johan Smit - Assistent Takbestuurder - Tel: 061-290 9313



STATEHOUSE VISIT FOR KARAKUL BOARD



The Karakul Board paid a courtesy call on His Excellency, President Hifikepunye Pohamba at State House on the 12th June 2008 to brief him on the industry, which was started 100 years ago in 1907. The Board presented President Pohamba with a carpet made from Karakul wool to mark the centenary of the Karakul.




Pictured are (f.l.t.r) Wessel Visser, Anke Erasmus, Johannes Kohlman, Kobus van Wyk, His Excellency, President Hifikepunye Pohamba and Bernd Rothkegel at Statehouse. (E)

Photo: Courtesy Henry van Rooi (Namibian)



NEW CORPORATE IDENTITY FOR ALL AGRA BRANCHES

A new corporate identity for branches has been developed to make the Agra premises inviting and customer friendly. The new corporate identity for branches has been implemented at the Keetmanshoop branch thus far. This means that all the Agra branches will look the same in terms of their indoor and outdoor signage, notice boards, condola ends, thank you/business hours signage, lifestyle prints and policy holders to mention a few. During the




next couple of weeks Gobabis, Grootfontein and Outjo will receive their new branch corporate identity. Other branches such as Karibib, Otavi, Okahandja and Omaruru will be completed in the next financial year. Otjiwarongo branch will be done as part of their branch upgrade which has commenced in April this year. (E)

LAMSKOKAPPARATE BENODIG (EKS-KARAKOELBOERE)



'n Ondersoek deur kenners op dié gebied het getoon dat die huidige lamskokapparaat nog steeds die beste metode is vir die skok van karakoellammers. Die Karakoelraad is op soek na lamskokapparate wat nog in die besit van eks-Karakoelboere is en wat bereid is om dit te verkoop of skenk sodat dit weer aan nuwe Karakoelboere beskikbaar gestel kan word of



om oes te vervang. 'n Bedrag van tot N\$100 per apparaat, afhange van dit volledig is en in 'n redelike goeie toestand is, word aangebied.

Kontak asseblief vir Wessel Visser, Jaco Van Zyl of Anke Erasmus by die Agra Pelssentrum in die verband. **Tel: 061-290 9213** (R)