

OCTOBER / OKTOBER 2008

AGRA CO-OPERATIVE LTD MEMBERS' NEWSLETTER

AGRA KOÖPERATIEF BPK SE LEDE NUUSBRIEF



## 'N DAG IN DIE LEWE VAN 'N SWARTHAAKBOS



FIELD MANAGEMENT

Die swarthaak (*Acacia mellifera*) blom (sien foto 1). Sy soet geur is die wêreld vol en sy blommetjies met nektar lok swarms bye. Swarthaakheuning is 'n lekker geurige heuning, propvol met die energie wat in nektar opgesluit lê. Terwyl die bye nektar bymekaar maak bestuif hulle sommer ook die blommetjies. Dit kos die bos baie energie om te blom en nog baie meer om saad te maak. As die bos dus genoeg energiereserwes het, sal elke blommetjie in 'n peul ontwikkel met vier tot agt saadpitte. Oor die algemeen is plante se saad vol koolhidraatenergie en daarom is plantsade soos mielies, koring en mahangu die mens se stapelvoedsel: dit verskaf gekonsentreerde energie. Plante maak koolhidrate deur fotosintese. Water en koolsuurgas word in groen blare met die hulp van sonlig in koolhidrate en suurstof verander. As dit baie reën kan die bos baie fotosinteer en koolhidrate maak en 'n voorraad opsy sit wat veral in die wortels gestoor word. Hierdie energievoorraad word gebruik om te blom en saad te maak, want die swarthaak plant voert lank voor dit blaartjies het en weer nuwe energie kan maak deur fotosintese. As die bos daarenteen min energie in voorraad het omdat dit verlede seisoen min gereën en die bos min gegroei het, sal die blomme ook minder wees en die peule korter met minder saadjies daarin. Dikwels is daar dan net een vrugbare saadjie in 'n peul tesame met 'n spul klein en onderontwikkelde wat nie kan ontkiem nie. Terloops, gooi swarthaaksaad in 'n glas water om te toets of dit kiemkrachtig is: as dit dryf, is die saad te klein en bevat te min koolhidraatenergie om in 'n lewenskrachtige kiemplant te ontwikkel.




Foto 1: Swarthaak vol in die blom. Saadvorming volg egter nie noodwendig na elke blomslag nie.

Hoe goed was die reën laasjaar? In baie dele van die land het dit meer as gemiddeld gereën. In die sentrale streek byvoorbeeld het omtrent 580 mm geval, wat byna

55% meer is as die langtermyn gemiddelde reënval van net oor die 370 mm. Die goeie reën het swarthaakbosse verlede seisoen in staat gestel om feitlik sonder ophou te groei en om 'n groot hoeveelheid energie in die wortels te bêre. Dit ten spyte van die ontblaring deur die mopaniewurm, die groot

groen rusper van die mopaniemotte ("emperor moth", familie Saturniidae). Daardie groot voorraad reserwe-energie dryf vanjaar se blomseisoen en na verwagting behoort bosse ná blom nog genoeg energie oor te hê om ook 'n groot hoeveelheid kiemkrachtige saadjies te maak. Hoeveel? 'n Groot boom kan tot 600 000 saadjies maak, ja, u het reg geles, seshonderdduisend saadjies per boom. Wat as al daardie sade ontkiem? Hoe sal ons weiveld nie dán lyk nie? Daarenteen maak swarthaakbosse na 'n swak reënjaar glad nie saad nie of net sowat 200 sade in dun en kort peule. Kyk maar hoe vet sit die swarthaak se sade volgende maand, op grond van verlede seisoen se goeie reëns.

Die eerste blaartjies ontwikkel eers nadat die bos klaar blomme en saadpeule gemaak het en terwyl die peule ryp word. Dit alles gebeur nog met behulp van die reserwe-energievoorraad van die bos. In November begin die ryp peule van die bos val en die blare ontvou ten volle. Die nuwe seisoen se fotosintese begin, maar die voortplantingsproses is reeds afgehandel. Al wat 'n bok is lê op loer en wag vir die geritsel van vallende peule en verslind hulle gulsig. Swarthaakpeule bevat tot 15% ru-proteïen maar is weens hulle hoë veselinhoud net omtrent 40% verteerbaar. Hierdie tyd van die jaar maak doringbosse se peule 'n weselike bydrae tot herkouerdier se dieet want die droë veld is dan op sy swakste. Grasse se ru-proteïen inhoud is so laag as 3.3%; wat aansienlik minder is as die 5% peil wat algemeen as die onderhoudsbehoefte van herkouers aanvaar word, en hul verteerbaarheid is 42% wat redelik na aan die onderhoudspeil van 45% is. Terloops, swarthaaksaad word volledig in die grootpens van herkouers verteer en word dus nie deur hulle mis versprei nie. Maar terug na die bos. Sonder blare sal dit nie oorleef nie, maar om so nou en dan 'n voortplantingsgeleentheid oor te slaan sal die swarthaakbos, wat baie oud kan word, net mooi niks raak nie. As dit die seisoen dus sleg gereën het en die bos kon slegs 'n klein energievoorraad opbou sal dit ten koste van voortplanting wees sodat die bos self kan oorleef.

Teen November lê die ryp sade soos klein sjokoladedollars op die grond onder die bos. Hulle is nie baie mobiel nie want hulle is nie deur 'n oopskietende peul versprei nie en word ook nie deur water, water of diere ver weg van die moederbos gevat nie. Die meeste sade ontkiem net daar waar hulle geval het: onder die moederbos, as hulle ontkiem. Die ryp saad is letterlik soos 'n sjokoladetjie vir meeste klein diertjies van die veld: saadkewers, knaagdier, voëls, bobbejane, klein wildsbokkies en selfs vlakvarke vreet dit

to continue on page 3...

# EDITORIAL

Agra's annual general meeting is scheduled to take place on 27 November. This meeting will give you the opportunity to table matters of strategic importance. It is however, important that such issues to serve as discussion topics, are forwarded in writing and in advance to ensure that the board, the management and members are made aware of these and that the discussion and decision-making process can take place as efficiently as possible.

Agra has acquired the services of another expert, Dr Axel Rothauge (PhD). Dr Rothauge's expertise will add great value to our efforts to continue with a great service delivery to our clients, not only by selling quality products, but also by making expert advice and knowledge available to our clients.

The need for first aid training in Namibia is now greater than ever. There are many road accidents that happen on gravel roads leading to farms or small towns, where hospitals and pre-hospital emergency care are several hours away. In the article on page 8 we tried to answer to questions that are very often asked by the public regarding their assistance on accident scenes.

The Ring is produced specifically for Agra members and their needs are of utmost importance to us. I would therefore like to invite all our members to contact us, supplying us with news, requests and/or suggestions. Please forward your information to Birgit Hoffmann, Senior Manager Marketing, Private Bag 12011, Windhoek or via email at birgith@agra.com.na

*Best wishes and happy farming!*



**Alida Coertzen**  
Communications Officer  
Private Bag 12011  
Windhoek  
Tel: 061-290 9234  
E-mail: alidac@agra.com.na

# NOTICE

*notice notice notice*



## **KENNISGEWING VAN DIE AGT-EN-TWINTIGSTE ALGEMENE JAARVERGADERING VAN LEDE VAN AGRA (KOÖPERATIEF) BEPERK**

***KENNIS*** geskied hiermee van die agt-en-twintigste Algemene Jaarvergadering van lede van AGRA (KOÖPERATIEF) BPK, wat gehou sal word op die plek en datum soos hieronder aangedui.

**PLEK:** Agra/Bank Windhoek Ring  
Windhoek Skougroude, Bell Straat, Windhoek

**DATUM:** 27 November 2008

**TYD:** 09:00 (Registrasie 08:30)

**IN OPDRAG VAN DIE RAAD:**  
L van Wyk - Sekretaris  
Privaatsak 12011, Windhoek  
15 September 2008

## **NOTICE OF THE TWENTY EIGHT ANNUAL GENERAL MEETING OF MEMBERS OF AGRA (CO-OPERATIVE) LIMITED**

***NOTICE*** is hereby given that the twenty eight Annual General Meeting of members of AGRA (CO-OPERATIVE) LIMITED will be held at the place and date as mentioned below.

**VENUE:** Agra/Bank Windhoek Ring  
Windhoek Showgrounds, Bell Street, Windhoek

**DATE:** 27 November 2008

**TIME:** 09:00 (Registration 8:30)

**BY ORDER OF THE BOARD:**  
L van Wyk - Secretary  
Private Bag 12011, Windhoek  
15 September 2008

continued from page 1...

by voorkeur. Die saad is immers propvol energie (die "endokiem") op 'n tyd dat voerenergie baie skaars is. Die saadheid ("testa") waarin hierdie energie gebêre word is dun en word maklik stukkend gebly. Muise byvoorbeeld knaag die rand van die saadheid oop en haal dan versigtig die endokiem soos 'n pizza uit 'n kartonnetjie daaruit. Die kenmerkende leë dop bly soos die lêe kerton terug. Ek het al boskasies gesien waar die sade in November swart onder die bosse lê en as ek 'n paar weke later terugkom om te kyk hoeveel daar oor is, kry ek niks meer as leë saadpoele nie! Die vernietigingswerk van hierdie klein saadvreters moet geweldig wees! Dis seker net as die bos 'n magdom saad vorm, ná 'n goeie reënseisoen soos nou, dat daar darem nog saad oorbly om te ontkiem.

Die saad wat in November van die swarthaakbos afgeval het, moet egter vinnig ontkiem anders word dit deur saadrowers vernietig. Swarthaaksaad ontkiem baie maklik as dit gereeld water kry, sê maar 'n bui reën elke vyf dae. Genadiglik is Novembermaand oor die algemeen 'n droë maand met bittermin opvolgreën. Gewoonlik reën dit 'n los bui wat die sade laat ontkiem maar dan bly die opvolgreën weg en die splinternuwe kiemplantjie verdroog. Miskien kom daar drie weke later nog 'n reënbui wat nog meer sade laat ontkiem, en dan verdroog hulle maar weer soos wat die opvolgreëns wegby. Met elke onsuksesvolle ontkiemslag word die voorraad aan swarthaaksaadjies minder en minder en is daar gewoonlik teen Desember niks saadjies meer oor nie. Slegs in uitsonderlike goeie reënseisoene kry ons in November reeds reën én opvolgreën en slegs dan sal swarthaaksaadjies suksesvol ontkiem. As mens die swarthaakbos se lewenssiklus in ag neem, benodig dit dus twee bogemiddelde opeenvolgende reënseisoene om suksesvol te ontkiem - en hoe dikwels gebeur dit in Namibië? As hierdie komende reënseisoen, 2008/2009, 'n bogemiddelde ene met goeie vroeë reëns sou word, kan u maar oplet na hoe baie swarthaaksade ontkiem van Desembermaand af.

Nouja, as 'n swarthaaksaadjie uiteindelik na twee goeie reënseisoene in 'n ry ontkiem het, sal 'n derde opeenvolgende goeie reënseisoen suksesvolle vestiging verseker. Dan kry die kiemplantjie kans om 'n penwortel na die dieper grondlae af te stuur, waar nie so baie ander plante se wortels is nie en die kompetisie minder is. Nôu kan min dinge hierdie saailing doodmaak en die swarthaak het suksesvol voortgeplant. Hoe dikwels kry ons in Namibië egter drie goeie, bogemiddelde reënjare in 'n ry? In die sentrale dele van die land het dit net ses keer die afgelope 100 jaar so goed gereën: van 1916 tot 1920, van 1948 tot 1951 en weer in die middel tot laat vyftiger jare, van 1965 tot 1968, van 1975 tot 1980 en weer van 1987 tot 1992. Die afgelope eeu kon suksesvolle swarthaakvestiging dus slegs tydens hierdie ses tydperke plaasvind, en dit ook net as ander bydraende faktore, waarby ek nog sal uitkom, ook saamgespeel het. Die grootskaalse ontkieming van swarthaaksaad wat in die 2000/2001 reënseisoen plaasgevind het, wat 'n baie nat jaar was en op 'n selfs natter voorafgaande 1999/2000 reënseisoen gevolg het, het nie tot suksesvolle vestiging gelei nie omdat die reënseisoene daarna swak en ondergemiddeld was en die meeste kiemplantje verdroog het.

As die swarthaak na drie opeenvolgende bogemiddelde reënseisoene eers gevestig het, dan staan dit feitlik vir ewig. Dit moet egter nog 'n paar probleme oorkom:

- Nommer een; die saad is nie mobiel nie en die saailinge staan waarskynlik onder of baie na aan die moederboom. Die moederboom is 'n genadelose mededinger vir veral grondvog en onttrek met sy goed ontwikkelde en gevestigde wortelstelsel feitlik al die grondvog vir homself, sodat die saailing met bitter min tevrede moet wees. 'n Swarthaakbos se vlak sywortels strek horisontaal sewe keer verder van die stam af as wat die bos hoog is (sien foto 2) en hou sodoende al die klein saailinge




Foto 2: Swarthaak se uitgebreide sywortelstelsel (foto: Prof. Nico Smit, UOVS)

naby hom in toom en verhoed dat hulle kan groei. Ons skat dat die klein saailinge tot 30 jaar so kan staan en deur die moederboom onderdruk en kleingehou word. Teen hierdie tyd is die "hakskeenkrappers" lank nie meer saailinge nie en word "gullivers" genoem, na aanleiding van die reus wat in dwergieland gereis en gevange geneem is. Hulle is net so 20 cm hoog maar het 'n vingerdik stam wat hulle ouderdom weggee. Hulle kan nie saad maak nie omdat hulle geslagtelik nog onvolwasse is al is hulle hoe oud. Weens hulle penwortel is hulle redelik droogtebestand. Dieselfde moederboom se wortelstelsel wat sy eie nakomelinge kortwiek veroorsaak ook dat grasse nie daar naby kan groei nie. Die grond onder 'n boskasie is dus gewoonlik kaal behalwe vir 'n paar kansvatter-onkruid ("opportuniste"). (sien foto 3)

Foto 3: 'n Digte stand swarthaakbosse verhoed dat grasse daaronder kan groei (foto: Dave Joubert, Polytechnic).

- Tweedens; weens hulle kort statur is die gullivers heeltemal binne bereik van al die diere wat klein bossies vreet, bv. skape (veral Damaras), bokke, klein wildsbokke, hase en ystervarke. Hase het 'n manier om die lote van gullivers teen 'n kenmerkende skuins hoek af te byt en hou so die gulliver kort, veral in die droë winter wanneer sappige voer skaars is. Gaan soek maar die gullivers in Junie en Julie en let op na die wit, skuins snyvlak op die lote se punte. Swaar weidruk deur blaarvreters is juis een van die faktore wat ons dink suksesvolle vestiging van swarthaak kan kortwiek. Dit sou waarskynlik bygedra het dat swarthaak nie in die eerste helfte van die 20ste eeu suksesvol kon vestig nie omdat daar tóe nog baie wild in ons weigebiede was wat die gullivers sou opgekeil het. In die suide het die opkoms van die Karakoelbedryf jakkalsgetalle drasties verminder, wat op sy beurt 'n bevolkingsontploffing van hase veroorsaak het. Die hase het op hul beurt suksesvolle swarthaakvestiging verhoed ten spyte van gunstige reënval. So steek die natuurprosesse in mekaar en as jy aan ene roer, roer jy aan al die ander ook!
- Die gullivers is baie gevoelig vir vuur omdat hulle nog so kort is. Naas weidruk is vuur die ander faktor wat suksesvolle vestiging van swarthaak ten spyte van gunstige reënval kan voorkom. Dit maak dit vir boere moontlik om swarthaakindringing letterlik in die kiem te smoor as hulle net die veld se tekens reg lees. Ontkieming



to continue on page 4...

continued from page 3...

van swarthaaksaad vind slegs in die tweede van twee opeenvolgende, bogemiddelde reënseisoene plaas en die saailing kan slegs tydens die derde opeenvolgende bogemiddelde reënseisoen gevestig word.

As die boer kyk na die hoeveelheid saailinge wat ontkiem en vestig, sal hy weet wanneer om te brand. Na só baie reën is daar selfs in 'n boskassie 'n oorvloed grondvog en staan die grasse waarskynlik dig teenaan die moederbos en omring al die klein gullivers. 'n Vuur in die lente na die tweede of verkieslik die derde bogemiddelde reënseisoen sal lekker warm wees en al die gullivers doodbrand. Die boer kan ook bekostig om nou te brand want daar is klaar meer gras as wat sy diere kan opvreet. As hy 'n deel van sy plaas brand vir beheer van swarthaak-gulliver, het hy op die oorblywende ongebrande deel nog steeds genoeg gras vir sy diere. Meerjarige grasse sal ook nie sommer deur die warm vuur doodgebrand word nie. Na só baie reën word heelwat grondvog van die vorige na die huidige seisoen oorgedra wat die meerjarige grasse vroeg in die lente, Septembermaand, alreeds laat groen uitloop. Die groen kroon is te nat om te brand en oorleef die warm vuur geredelik. 'n Goed bestuurde vuur ses keer in 'n eeu kan swarthaakvestiging verhoed! Ek skat dat vure na opeenvolgende goeie reënjare in die eerste helfte van die vorige eeue ongehinderd groot dele van die Namibiese weiveld van swarthaaksaailinge skoongebrand en oopgehou het. Die grootste bosindringing het seker eers plaasgevind toe boere in die laat 1960's die tegnologiese hulpmiddels (watertanks met pompe en spuite op vierwieltrek bakkies gemonteer) gekry het om groot vure doeltreffend te bestry. Vuur is egter nie doeltreffend om groot, volwasse swarthaakbosse te beheer nie en behoort slegs aangewend te word om toekomstige verbossing te voorkom, eerder as bestaande verbossing te probeer beveg. Vuur werk ook net vir sommige soorte indringerbos en glad nie vir sekelbos (*Dichrostachys cinerea*) nie!

- 'n Ander faktor wat swarthaak-vestiging moontlik kan vertraag is 'n gesonde graslaag. Op hierdie stadium lyk dit asof swarthaak-verbossing onvermeidelik gebeur sodra vuur uitgeskakel word, ongeag die effek van beweiding. Tog is dit opmerklik hoe min swarthaaksaailinge op Neudamm gevestig het waar die graslaag oorwegend uit klimaksgrasse (veral borseltjiegras *Anthephora pubescens*, swartvoetjie *Bracharia nigropedata* en meerjarige Kalaharisandkweek *Schmidtia pappophoroides*) bestaan het, ten spyte van die teenwoordigheid van 'n groot aantal moederbome. Waar die graslaag uit sterk polgrasse soos boesmangras (*Stipagrostis uniplumis*) of assegaigras (*Heteropogon contortus*) bestaan het, het swarthaaksaailinge geredelik en dikwels sommer teenaan die graspol gevestig. Ek vermoed dat dit met die wortelstruktuur van die klimaksgrasse te doen het. Swartvoetjie en borseltjiegras groei aanvanklik in groot polle maar soos wat die moederpol se middel uitsterf, breek hulle op in 'n aantal kleiner polle wat in 'n sirkel groei. Die kleiner polle is met 'n digte netwerk van wortels verbind. Sandkweek (nie te verwar met gewone kweek nie!) is geneig om rankerig te groei en het 'n soortgelyk digte, vlak wortelstelsel selfs onder die kaal grond tussen polle en ranke. Die konvensionele polgrasse het nie so 'n uitgebreide vlak wortelstelsel nie en kan dalk nie so goed met bossaailinge kompeteer nie. Dis een van die raaisels wat ons eers sal oplos as daarop navorsing gedoen word en tot dan ontnem ons die boer van nog 'n moontlike bestuurshulpmiddel.

So vestig swarthaak episodes slegs wanneer alle omstandighede net reg is. Daarna groei die gulliver met rukke en stote soos wat die reënval

en kompetisie van die moederboom dit toelaat. Op die vrugbare gronde van die Otjozondjupa streek groei dit vinniger en word groter as op die vlak berggronde van die Khomas streek. Min dinge kan 'n gevestigde swarthaakbos in die natuur doodmaak. Nie eens olifante nie, want hulle vreet net die gullivers, wat skoon uit die grond getrek word. Op die beste kan vuur en ryp 'n groot swarthaak snoei, maar nie doodmaak nie. Dit staan tot dit eendag op 'n reëndag doodgaan en dan word die onderdrukkende effek op sy nageslag ook opgehef. Ons weet nie wat die natuurlike leeftyd van 'n swarthaakbos is nie maar dis waarskynlik langer as 'n menselewe. Op sy oudag raak die bos ook meer vatbaar vir siektes soos dié wat deur swamme (*Phoma spp.*) oorgedra word. As die bos van nature of weens die mens se aksies sterf en die gullivers word oorgesien, sal hulle vinnig uitgroeï en binnekort 'n nuwe ruigte vorm. Die boer sal wonder wat hy laas- of voorlaasjaar gedoen het om hierdie verbossing te veroorsaak terwyl dit eintlik al 10 tot 30 jaar gelede plaasgevind het.

Terwyl die groot swarthaak daar staan en vir die Namibiese veeboer van min waarde is, moet sy bydrae tot die natuurlike ekosisteem nie geringskat word nie. Dit is 'n peulgewas en fikseer atmosferiese stikstof in die grond, wat die grond verryk en bemes. Die grond onder 'n swarthaak se kroon is meer vrugbaar as die aanliggende oop grond en daarom is daar ook so geweldige grasgroei nadat groot bosse doodgemaak is. Die kroon onderskep reënval en die vlak wortelstelsel bind die grond vas om sodoende gronderosie te verhoed, al is die grond onder 'n boskassie nie met gras bedek nie. Weliswaar gebruik 'n swarthaakbos tot drie keer meer water as 'n soortgelyke hoeveelheid gras en droog die grond dus uit. Die bos se fotosinteseproses (C3-tipe) benodig meer water en ook die bos self het meer water nodig om homself deur transpirasie af te koel as grasse (C4-tipe fotosintese). Maar dit bied 'n tuiste aan 'n magdom insekte en kleiner diertjies. Iemand het op 'n stadium getel hoeveel spinnekoppe in 'n doringboom leef: oor die 400! Dink net hoeveel insekte hulle elke dag uit sirkulasie haal! Swarthaakblare is smaaklik en voedsaam of hulle nou aan die boom sit of afgeval het. Hulle is 55.4% verteerbaar en bevat 10.7% ru-proteïen, maar dié word teengewerk deur hulle hoë tannieninhoud. Danksy die penwortel bevat die blare ook genoeg fosfor om aan 'n herkouer se behoefte te voldoen, naamlik 0.11%, wat tweekeer meer is as grasse se fosforinhoud. Swarthaak is egter bladwisselend en vir 'n lang tyd sonder blare. In dié tyd bevat 'n boskassie min kos en selfs wilde blaarvreters kry swaar (sien foto 3). En dan lewer die bos nog brandhout aan die mens. Ongelukkig is hierdie andersins nuttige plant se weidingswaarde vir veeboere egter laag en sy aggressiewe groeiwyse verdring die meer nuttige grasse uit ons weivelde, daarom moet dit bestry word. Daaroor meer 'n volgende keer.




Foto 4: 'n Uitgemergelde kudubul lê voor 'n swarthaakboskassie wat te min en 'n te klein verskeidenheid kos bevat om die dier behoortlik te voed.

Dr Axel Rothauge  
Agra Special Projects Consultant

# AGRA'S MENTORSHIP PROGRAMME

PART OF TALENT MANAGEMENT INITIATIVE



As one part of its talent management initiative, Agra embarked on a Business Mentorship Programme consisting of three key streams:

The first stream comprises a structured programme of job rotation in Agra in partnership with the Commercial Advancement Training Scheme (CATS). In terms of this partnership, trainees work through all Agra departments from every Monday to Thursday for a period of 2 years. Every Friday and Saturday, they are then required to attend classes on various business subjects at the Polytechnic of Namibia.

The second stream entails the practical application of what trainees learn during class. Each trainee must give three presentations on the solution of practical business problems at Agra per year to management.



The final stream entails a mentorship programme to ensure trainees' success at Agra and the CATS programme.

To cope with this both practically and theoretically demanding programme, trainees will be assigned to willing and able mentors.

The word mentor originated from the book The Odyssey. The character Odysseus had a close friend named Mentor who cared for his son for

ten years while he travelled. Mentor, who was the goddess Athena in disguise, embodied male and female qualities such as being nurturing, supportive, protective, as well as aggressive, assertive, and risk taking. Mentor acted in the role of parent, teacher, friend, guide, and protector to Odysseus' son.

As such, the role of a mentor varies, depending upon the level of commitment established by both the mentor and mentee. Types of mentoring relationships include:

- Teacher, trainer, coach
- Positive role model
- Developer of talent
- Opener of doors
- Protector
- Sponsor
- Successful leader

A mentoring relationship at Agra can be established on just one of these areas, or a mentor can serve in all of these functions. Typically, a mentoring relationship is developed between someone who is new to Agra and a more experienced person. However, mentoring relationships can involve someone who has been at Agra for a while, but has been identified for mentorship (e.g. being selected in Agra's talent pool).

At this stage, we are currently testing the mentorship programme and two mentors have been assigned to the two CATS trainees. After evaluation, we will roll out the mentorship programme to the whole of Agra. (E)

## Give someone special an Agra gift voucher

Battling with a gift for someone who seems to have it all? Trying to say thank you in a lasting way?

Give someone special the perfect choice. Give them the option to choose something they really like, a gift they will remember and use for a long time.

Give them a gift voucher for any Agra branch as a special bonus, farewell gift ... even as part of the year-end package. Recipients can even collect vouchers to save for a larger item ... and best of all, you know your contribution is well spent.

Agra gift vouchers ... money well spent, gifts happily received ... countrywide.

For more information,

contact us on (061) 290 9111,

marketing@agra.com.na or your nearest branch.



For more information contact us at tel (061) 290 9111, marketing@agra.com.na, www.agra.com.na

# HOW TO ASSIST WITH A MEDICAL EMERGENCY

The need for first aid training in Namibia is now greater than ever. There are many road accidents that happen on gravel roads leading to farms or small towns, where hospitals and pre-hospital emergency care are several hours away. Farmers are often assisting with these accident victims, having to look after them until professional help arrives or even transport these victims to the closest medical facilities.



stressful experience. Not only is it a dangerous environment to disembark from your vehicle but the sight of all the injured patients bleeding, can induce panic in the toughest of people.

Paramedics at E-Med rescue 24 deal with such incidents on a daily basis and are specifically trained and equipped to deal with patients on such scenes. The following

segment comprises a few important principles and pieces of advice to help you to calmly, safely and carefully look after yourself, the patients and the accident scene while waiting for the emergency services.

The Golden Hour philosophy believes that a patient in trauma should be located, stabilized and extracted within 60 minutes, thereby radically improving his/her chances of survival. This philosophy is very difficult to uphold in Namibia due to the long distances between towns.

In the following section we tried to answer to questions that are very often asked by the public regarding their assistance on accident scenes.

## QUESTIONS & ANSWERS

### 1. What is the role and purpose of Emergency Medical Services (EMS)?

The role of the Emergency Medical Services personnel is different than that of the "ambulance driver" of the past. By comparison, today's paramedics work in sophisticated EMS systems. They are engaged in a variety of professional activities that enhance their ability to provide quality service and state-of-the-art patient care in the field and in less traditional health care settings where skills and knowledge of paramedics can be used.

By name E-Med Rescue 24 is a twenty four hours a day, seven days a week, emergency rescue paramedical service company which focuses on advanced life support in the pre-hospital setting. Usually advanced medical life support is provided to the patient when they reach the hospital emergency rooms. E-Med aims to take the service of the emergency room to the patient.

Forming part of the E-Med's paramedical infrastructure is a call centre available 24 hours a day, managed by a team of highly qualified paramedics. It is supported by state of the art ambulances and response vehicles, which in turn are backed by a fleet of dedicated emergency evacuation aeroplanes.

### 2. What procedures can a farmer follow when there is an accident at his/her doorstep?

Coming across an accident scene while out on the road can be a

#### • What to do first.

*Pull your vehicle over*

- Park in a safe position off the road.
- Turn on your hazard lights and head lights. (Any and all lighting that may help other motorists see that there has been an accident and slow down necessary. Don't put your bright lights on as this may temporarily blind oncoming motorists)
- If the accident is on a blind rise or bend, parking your vehicle back from the accident in a "fend-off" position so vehicles see the accident scene may help prevent further accidents.
- Put out your warning triangles if you have them available.

#### • What to do next

*Phone the emergency services*

081-924 or (061) 299-9924 is the national numbers which will connect you with the E-Med Rescue 24's Call Centre. It is an emergency line where a call taker will request the following information:

- Your telephone number (to remain in contact with you should you be cut off).
- Your exact location (street name and nearest cross road).
- The details of what has happened, how many people are injured, whether there is a fire, if someone is trapped in the vehicles, etc.

This will allow the dispatcher to send the correct personnel from the closest area. In addition the call takers are able to give you telephonic advice as to what to do to help the injured patients on the accident scene.

- **Assisting the injured**

If you have a First Aid Kit, take it out of your vehicle. Put on the rubber gloves that are inside the first aid kit.

Calm and reassure the people that have been involved in the accident. Make them aware you have called the emergency services and that help is on the way. This may be the only thing and the most important thing you can do to help someone involved in an accident.

The most important principles when helping an accident victim are the following:

- **SAFETY** – Do not attempt heroics which may potentially jeopardise your own safety. Your safety comes first, before that of the injured. You are of no use to anyone if you become injured while attempting to help others.
- **Fire Hazard** -If there is any fire/flames and you have a fire extinguisher, use it and direct it to the base of the flames.
- **Do not move the patient** or attempt to remove them from the vehicle unless there is an immediate threat to life (e.g. the car is on fire and you are unable to extinguish it). There may be an underlying injury to the neck or spine and unnecessary movement could make this worse.
- **Unconscious patients** - If the person is unconscious, open the mouth and check there is nothing inside causing obstruction.
- **Breathing** - Check if the patient is breathing.
- **Monitor vital signs** - If the patient is breathing leave them in the position you find them and monitor them regularly.
- **Prepare for CPR** - If the patient is not breathing and you have been trained to do so, you may begin CPR and rescue breathing as necessary.
- If a person is bleeding heavily from a wound, take any available material e.g. a t-shirt/ gauze from the first aid kit/ a towel/ a blanket/ etc. and place it over the open bleeding wound. Then press tightly applying direct pressure to the wound. Maintain that pressure until the emergency services arrive. Do not stop pressing to check if there is continued bleeding or to look at the wound. This may save a person's life.

### 3. What kind of emergency equipment is necessary to assist a victim until professional help arrives?

Ensure that you have the following equipment in your vehicle's first aid kit:

- Stretch bandages.
- Adhesive bandages.
- Sterile field dressings.
- Sterile gauze.
- Adhesive tape.
- Sterile adhesive dressings.
- Cotton balls.
- Antiseptic wipes/ solutions.
- Triangular bandages for sling.
- Sharp scissors.
- Latex gloves.
- Pocket mask with one-way valve for CPR

- A list of emergency phone numbers.
- Flash light.

### 4. What is the moral and legal obligation towards an accident victim?

"Duty of care" describes the legal duty owed by one person to another to act in a certain way. As a first aider or bystander, you have a moral duty to care towards your casualties to exercise reasonable care skill in providing first aid treatment.

If you choose to provide first aid assistance, you have a duty to use your knowledge and skill in a responsible way.

The common law does not impose an automatic duty on first aiders to go to the aid of every casualty they come across.

When people witness an emergency, it's sometimes tough to make a split second decision about whether and how to help. Bystanders often feel shocked, unsure of their skills and afraid that they'll cause more harm than good.

It is nearly always better to perform basic CPR or first aid than to do nothing at all. Even reassuring a victim that help is on the way can make a difference. I would encourage people to get involved. You are far less likely to hurt somebody than you are to help somebody.

A first aider is not considered a 'professional' in most cases. A court would look at the first aider's training and at what a prudent and reasonable person would have done with the same level of training in the same circumstances.

Because encouraging people to assist others is in the public's interest, it is likely that the courts would only see first aiders as liable if it can be shown that their behavior was grossly negligent and would take account of all the circumstances of the event.

### 5. What are the consequences of transporting an accident victim in your own car?

Unfortunately there are large areas in Namibia with no cell phone coverage. This sometimes makes it impossible to get hold of the emergency services. And sometimes the distances from the closest emergency assistance is just too great to wait on scene for medical assistance when the patients are in a critical condition. In these unforeseen circumstances it is sometimes better to transport these patients with private transport to prevent further time delays to professional help. Ensure that you always keep spinal immobilization in mind when doing so.

### 6. The situation with airstrips, when and where can aircraft land?

Safety is the key factor in all our air medical transport programs. It is for this reason that it is our policy and procedure not to undertake night operations into restricted airstrips in view of the risk to crew, patient and any other individual potentially assisting in such operations.

to continue on page 10...

continued from page 9...

Similarly air ambulance operations would not be available in unsafe weather conditions or any other condition that may affect the safety of the mission.

#### LANDINGS BY DAY:

Namibia Rescue Service will not participate in any road landing. A safe landing strip near the place that is required by the patient will be identified and the Air Ambulance will operate from there.

It must be emphasized that the patient is our priority in all situations this include the safe, uplift of the patient from a safe landing strip (runway). No dangerous landings and departures will be made with an air ambulance flight.

The safety of the crew and patient on board the air ambulance flight, is our first and main concern.

#### NIGHT LANDINGS:

Namibia Rescue Service operates only from approved airfields by DCA inside Namibia as per Aircraft Operators Manual of Procedures.

The approved airfields are as follows:

1. Arandis
2. Eros (Windhoek)
3. Hosea Kutako International Airport (Windhoek)
4. Keetmanshoop
5. Oranjemund
6. Ondangwa
7. Swakopmund (Landing Eyes)
8. Tsumeb (Limited lighting)
9. *Rosh Pinah (landing Eyes)*

Please take note that no night landings would be made at *Rosh Pinah*. It is considered dangerous and unsafe to land at night due to the mountains around the airfield.

For any further information feel free to contact the E-Med rescue 24 call centre at +264 299 9924.

Kobus Steyn  
Operations Manager  
E-Med Rescue 24



## SWAKARA STILL IN DEMAND DESPITE DIFFICULT ECONOMIC CLIMATE WORLDWIDE

A total of 100 % of the 54 660 **swakara** pelts on offer at the Copenhagen auction were sold at an average price of DKK 264.37 (Danish Krone) by Agra on 8 September 2008. This is an increase of 2.87 % compared to the average price of DKK 256.71 which was achieved in April 2008. Due to the fluctuation in the exchange rate, the average price in Namibian Dollar of N\$393.92 showed a decrease of 6.67 % compared to the Namibian Dollar price of N\$422.59 achieved with the April 2008 auction. The pelts on offer consisted out of 43 642 black, 5725 grey, 3425 white, 183 brown and 1685 miscellaneous pelts.

The highest price of N\$819.50 was paid for a lot of 120 D-Flat Selected and purchased for a Russian buyer in Moscow. The highest price achieved in April 2008 was N\$1 350.62

The pre-auction inspection was well attended by 23 potential buyers who were successful with their bids. Buyers were concerned about the difficult economic climate in Europe and the USA and the impact these



circumstances could have on the pelt industry. Most pelts were purchased by Japan, with agents from England and Italy being second and third respectively. Buyers from Hong Kong, Germany and the USA also showed an interest in the auction.

The top Namibian producer for this auction was Giel Karsten of Karasburg who sold 256 pelts at an average price of N\$498.48 while the top producer from South Africa, Will Louw of

Kakamas sold 262 pelts at an average price of R486.03

According to Agra's Wessel Visser, the expensive **swakara** pelts and more so the selected grades did not sell well compared to the curl type and lower degree pelts which had an increase in price. This showed the top grades are still expensive and more competition existed amongst buyers to purchase the lower grade pelts. According to Visser, farmers should pay increased attention to producing high quality skins to obtain top prices.

(E)



ANIMAL HEALTH

# DISEASES ASSOCIATED WITH STRESSFUL CONDITIONS

## Pasteurellosis

Pasteurellosis is a bacterial disease, which is commonly associated with and precipitated by stress factors. The organisms occur normally in the respiratory tract of animals and cause disease under certain conditions. The first report of a hemorrhagic septicæmia, called "Wild und Rinderseuche", because of the involvement of deer as well as cattle came from Germany in 1878.



### • Pasteurellosis in Cattle

Pasteurella in cattle is caused by *Mannheimia haemolytica* and *Pasteurella multocida* and occurs mainly in two different forms:

- a) Acute septicæmia: especially in Namibia caused by *P. multocida* and is brought on by stress factors of starvation, malnutrition and transport over long distances. It usually results in acute death. Sub-clinically infected animals are the source of infection. These animals shed the organisms under stress conditions and the infection is then transmitted by aerosols. The incubation period is usually 2 – 3 days and symptoms include fever, listlessness, loss of appetite, nasal discharge, rapid, difficult breathing, salivation, grunting and acute death. Post mortem lesions include a dark red carcass with extensive haemorrhages in many organs. Treatment with antibiotics is only effective if it can be done in time, due to the rapid progression of the disease.
- b) Pneumonia (Shipping Fever): caused mainly by *M. haemolytica*, occasionally by *P. multocida*. It is a serious problem in feedlots causing severe economic losses. 50% or more of deaths among feedlot cattle are due to Pasteurellosis. The disease is brought on by stress factors and spreads very rapidly by droplet inhalation due to close contact with coughing and sneezing animals. Stress factors including overcrowding, lack of shelter, mixing of animals of different sex and age, sudden changes in the weather, extreme fluctuations of daily temperatures, dust, build up of gasses like ammonia and carbon monoxide, high carbohydrate diet, exhaustion, transport over long distances, starvation and primary infections by respiratory viruses, *Chlamydomphila* or *Mycoplasma*. Cattle of all breeds, age and sex are susceptible. Symptoms include fever, inappetance, loss of appetite, nasal discharge, nasal sores,

eye infection, swollen eyelids, rapid labored breathing, coughing and breathing with extended head and neck, open mouth and protruding tongue.

Milk production drops and abortions can occur. A purulent pneumonia with abscess formation occurs, as well as pleuritis, peritonitis and arthritis.

Prevention and control of pasteurellosis in cattle is by preventing stress factors as far as possible and vaccination. Timely treatment with antibiotics, supportive treatment, good nursing and feeding of sick animals can reduce losses.

### • Pasteurellosis in Sheep and Goats

Pasteurellosis in sheep and goats occurs in three different forms:

- a) Septicæmia of lambs, this usually occurs in young lambs under 2 months of age that are in very good condition, causing acute death. It is caused by *M. haemolytica*. To prevent this, lambs can be vaccinated from as early as 2 weeks of age, repeated at 6 weeks, or the pregnant ewes during the last 4 weeks of pregnancy, with vaccines like *Multivax P Plus* or *ONE SHOT ULTRA 7*. Acute deaths in lambs due to Pasteurellosis must be distinguished from those caused by Colibacillosis, Rift Valley Fever, Pulpal Kidney and other forms of enterotoxaemia.
- b) Pneumonia (Bontlong). It usually affects older sheep, caused by *M. haemolytica*, and usually as a result of stress factors, like poor condition, drought conditions, starvation, malnutrition, sudden changes in nutrition, sudden changes in the weather, especially to wet and cold conditions, rough handling of animals, transport over long distances, overcrowding and contact with strange animals at auctions, shows and feedlots or primary infections with *Chlamydomphila*, *Mycoplasma* or *Jaagsiekte*. Up to 90% of animals can be carriers of Pasteurella. Prevention and control is by vaccination. Two initial vaccinations 4 weeks apart, with annual booster vaccinations.
- c) Mastitis (Blue Udder): It is caused by *M. haemolytica* and usually occurs shortly after lambing. Young ewes of all breeds are susceptible. The incidence is higher in ewes with twin lambs. Milk production can be greatly reduced or can stop completely, resulting



Photo by Pfizer Animal Health

to continue on page 12...

continued from page 11...

in starvation of the lamb, in which cases affected ewes have to be culled. Lambs with aggressive suckling habits, that butt the udder and damage the teats can be predisposing factors. *M. haemolytica* occurs commonly in the respiratory tract of healthy sheep. If a kraal is contaminated, the infection enters the udder via the teat canal. A hungry lamb which has suckled from an udder with *Pasteurella mastitis* may try to suckle from another ewe, spreading the infection in this way. The affected ewe shows fever, listlessness, loss of appetite and hind limb lameness. The udder is red to reddish-blue, hot, swollen and painful. The milk is watery and bloody. Treatment with antibiotics, anti-inflammatory drugs, as well as supportive treatment can reduce losses if it is done early enough. Mastitis due to *Pasteurella* can be controlled by vaccination as well.

The following vaccines are available for the control of Pasteurellosis:

**Cattle:** *PASTEURELLA FOR CATTLE (OBP)*, *LEUCOPAST (OBP)*, *PASTVAC* and *PASTVAC II (Instavet)*, *BOVI-TECT P* and *BOVIVAX PLUS (Intervet)*. These vaccines are for *Pasteurella* only. Some of these are only effective against *M. haemolytica*.

The following combination vaccines also contain *Pasteurella* antigens:

*ONE SHOT ULTRA 7 (Pfizer)*, *LEUCOPAST 3 (OBP)*, *BOVI-TECT III*, *BOVI-TECT PI*, *BOVIVAX II* and *BOVIVAX III (INTERVET)*.

**Sheep and goats:** *PASTEURELLA VACCINE FOR SHEEP AND GOATS (OBP)* as well as combination vaccines like *MULTIVAX-P* and *MULTIVAX-P PLUS (INTERVET)*, *ONE SHOT ULTRA 7 (Pfizer)*.

Dr Rainer Hassel  
Agra Animal Health Consultant

## DIE NUWELINGE IN DIE AGRAVET REEKS



KNOW YOUR PRODUCT

Vanaf September 2008, gaan daar nog Agravet reeks produkte op die rakke wees by Agra takke. Kyk uit vir hierdie nuwe produkte.

### 1. AgraPOR opgië dip. (Reg nr NSR 1456 Wet 36 van 1947)

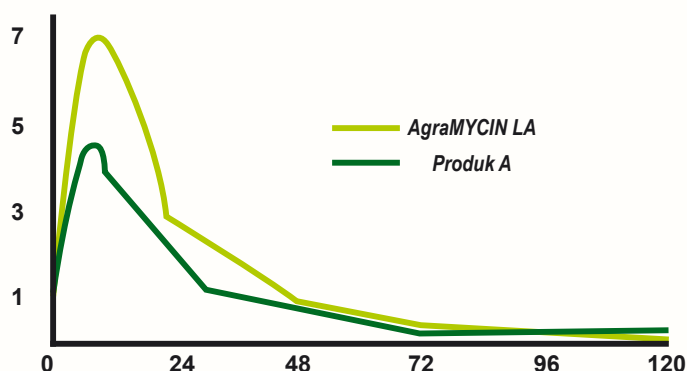
- Bevat Flumetriën 1%
- Gebruik op: Skape, Beeste, Wild en Volstruise
- Beheer:
  - Bosluise op skape, beeste, wild en volstruise
  - Veermyte op Volstruise
  - Rooiluis en Tsetsevlieë op beeste
- Gebruik slegs 1ml per 10kg
- Nog 'n kwaliteit Agravet produk – 'n produk waarop u kan staat maak
  - U kry waarvoor u betaal

### 2. Agra Dip Cyp 20% (Reg Nr NSR 1453 Wet 36 van 1947)

- Bevat 20% Siepermetriën
- Meng 1lt met 1000lt water
- Kan gebruik word as dompeldip, spuitdip of handbespuiting
- Gebruik op skape en beeste
- Beheer:
  - Bosluise
  - Luise op beeste
  - Help met die beheer van lasvlieë en bytende vlieë
  - Beheer Karooverlammingsbosluise
  - Beheer Skaapbrandsiektemyt
  - Beskerm teen bromeraanvalle vir tot 4 weke
- Bepoef oor jare

### 3. AgraMYCIN LA (Reg nr 1454 Wet 36 van 1947)

- Bevat 20 % Oksitetrasikliene
- Vir die beheer van hartwater, bosluise oordraagbare galsiekte, long-ontsteking, vrotpootjie en pienk oog
- Vir gebruik in Beeste, skape, bokke en varke
- Gebruik 1ml per 10kg
- 'n moderne produk met 'n moderne draer – piek hoog
  - Die draer maak die verskil in AgraMYCIN LA



As u meer inligting benodig oor die nuwe Agravet reeks produkte, kontak asseblief u naaste Agra tak.



**AUCTIONS**

# BRAHMAN NASIONALE VEILING

LEWER GOEIE RESULTATE



'n Suksesvolle Brahman Nasionale Veiling het op Dinsdag, 19 Augustus by die Agra/Bank Windhoek Ring plaasgevind. 17 Bulle is van die hand gesit teen 'n gemiddelde prys van N\$29 882. Die duurste bul van die dag was 'n bul wat behoort het aan Hagen Eggert van Windhoek wat vir N\$76 000 verkoop is.

Op die foto verskyn van (links) Agra se bobaas stoetvee afslaer, Eddie Reed, die verkoper Hagen Eggert, die trotse nuwe eienaar van die bul, Wilson Mberirua en Kiep Lepen, bestuurder van Agra se stoetveedienste.

(R)



# SIMBRA BULL TAKES HIGHEST PRICE

AT CENTRAL SELECT AUCTION



**AUCTIONS**



A South African buyer bought the bull from the Kamab Simbra Stud of Diethelm Metzger of Windhoek. 54 Bulls and 38 females all with extensive records were sold at the auction. A number of South African buyers were present at the auction and had the opportunity to buy bulls of a very high standard. Diethelm Metzger's Kamab Simbra Stud is well known for the various championships they have won with bulls, cows and heifers of exceptional quality.

Average prices recorded during the auction were as follows:

Brahman Bull	N\$18 777 (average)	vs	N\$30 000 (highest)
Limousin Bull	N\$33 222 (average)	vs	N\$44 000 (highest)
Simbra Bull	N\$31 382 (average)	vs	N\$62 500 (highest)
Simmentaler Bull	N\$25 631 (average)	vs	N\$44 000 (highest)
Brahman Cow	N\$ 9 200 (average)	vs	N\$10 000 (highest)
Brahman Heifer	N\$ 7 750 (average)	vs	N\$ 9 000 (highest)
Limousin Heifer	N\$11 600 (average)	vs	N\$13 000 (highest)
Simbra Heifer	N\$11 333 (average)	vs	N\$16 000 (highest)
Simmentaler Heifer	N\$11 450 (average)	vs	N\$16 000 (highest)
Simmentaler Cow & Calf	N\$15 000 (average)	vs	N\$15 000 (highest)

Agra presented a very successful auction on Wednesday, 10 September 2008 when a Simbra bull reached the highest price paid at the auction of N\$62 500 (sixty two thousand five hundred Namibian dollar). This auction was held at the Agra/Bank Windhoek Ring, one of the best auction facilities in Southern Africa, so said Andrew Miller, the auctioneer on the day.

(E)



## AGRA DRA RUIM BY TOT STAMPRIET SKOU



Stampriet het behoorlik uit sy nate gebars op 4–6 September 2008 met die aanbieding van die jaarlikse Stampriet Skou sowel as die Stampriet Bul & Ram Veiling deur Agra Lewendehawe.

Agra het met hierdie geleentheid weereens sy erns en verbintenis tot 'n suksesvolle lewendehawe besigheid in

die Suide bewys deur middel van uitstekende dienslewering met 'n dinamiese en energieke span.

Safari Den was ook teenwoordig met die aanbieding van die immer gewilde Pro-Amm skietkompetisie. Watty van der Wath het behoorlik stof onder die ander deelnemers geskiet met 'n totale groepering van 9.88 mm. Tydens die kompetisie is 135 teikens geskiet. Onder die vroue deelnemers het Louisa Campbell die eerste plek met 'n groepering van 23.52mm losgeskiet.

Benewens Agra se teenwoordigheid by die kompetisie, het Agra se dieregesondheid konsultant, Dr Rainer Hassel 'n demonstrasie oor die praktiese analitiese post-mortem van parasiete en ander siekte in diere gegee.

Agra het ruim bygedra tot die Stampriet Skou, met 'n totale borgskap van N\$ 17,000 wat deur Arnold Klein, Algemene Bestuurder Handel aan die Stampriet Boerevereniging oorhandig is.

Dit is deur borgskappe soos hierdie wat Agra sy langtermyn verbintenis en ondersteuning tot plaaslik georganiseerde landbou geleenthede soos die Stampriet Skou bewys.

(R)



## VEE- EN WEIDINGKUNDIGE SLUIT BY AGRA AAN



Agra kondig met trots aan die aanstelling van Dr Axel Rothauge (Ph.D) met ingang 1 September 2008. Dr Rothauge is 'n spesialis op die gebied van vee- en weidingkunde.

Axel is 'n boorling van die suide van Namibië, meer spesifiek Mariental en het sy skoolopleiding in die Kaap ontvang. Met sy groot liefde vir boerdery as agtergrond, voltooi hy die graad BSc Agric (Hons) aan die Universiteit van Stellenbosch. Na twee jaar van nasionale diensplig het hy diens aanvaar by die WNNR in Pretoria, Suid Afrika waar hy navorsing gedoen het op hartvatsiektes by mense, met bobbejane as proefkonlyne. Axel voltooi sy MSc graad by die Towoomba proefplaas aan die Transvaalse Departement van Landbou op 'n dubbeldoel melk- en vleisproduksiestelsel in die Bosveld. Na 5 jaar keer hy terug na die Kaap. Hy sluit by die Kaapse Departement van Landbou by die Outeniqua Proefplaas naby George aan waar hy direk gemoeid was met navorsing en voorligting oor melkproduksie op permanent besproeiende aangeplante weidings.

Axel verlaat Suid-Afrika aan die einde van 1995 en keer terug na sy geboorteland, Namibië waar hy 'n pos as plaasbestuurder op 'n wildplaas



naby Omaruru aanvaar het. Aan die begin van 1997 aanvaar hy 'n betrekking by Neudamm Landboukollege waar hy sedert 2006 aan die stuur van sake by die landbouinstituut was tot en met sy aanstelling by Agra. In die tydperk voltooi Axel ook sy doktorsgraad oor die wisselwerking tussen vryweidende diere (beeste) en die Namibiese inheemse veld aan die Universiteit van Namibië in samewerking met die UOVS.

As persoon beskryf Axel homself as 'n gemaklike en informele mens met 'n passie vir landbou, veral die wisselwerking tussen plant en dier. Ander belangstellings sluit in sy liefde vir die verbouing van organiese groente en die teel van visse en voëls. Hy geniet sport en het in die verlede aan verskeie sportsoorte deelgeneem en speel tans pluimbal.

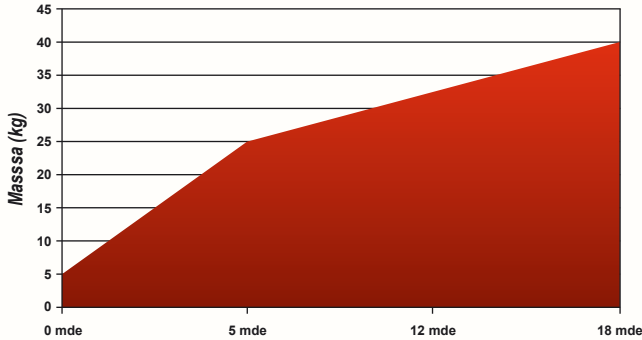
Dit is duidelik dat Axel baie na sy nuwe pos uitsien waar hy hoofsaaklik gaan konsentreer op die samestelling van spesiale projekte vir Agra asook opleiding en landbouvoorligting wat tot groter winsgewendheid vir die maatskappy en produsente kan lei.

(R)

DOELTREFFENDE

# LAMMER DOSERING TEEN INWENDIGE PARASIEDE

Om goeie wins te verseker vanuit u lammers – is dit krities om na die volgende aspekte te kyk:



**Tipiese lamgroei kurwe:** Vanaf die grafiek is dit duidelik dat lammers uitstekende bestuur nodig vanaf geboorte tot speen, en selfs tot eerste paring - lammers groei baie in die eerste paar maande - maar daarna kan hulle nie as deel van die ooi kudde bestuur word nie. Ekstra behandelings teen parasiete en beter bestuur moet vir die eerste 12 tot 18 maande toegepas word om te verseker dat u die beste vanuit u lammers kry.

Konstante lammer groei en weerstand van die lam het 'n direkte impak op die winsgewendheid van lammers.

## Belangrikheid van lammer groei:

- Speen swaarder lammers – meer vleis verkoop (kg)
- Lammers se weerstand ontwikkel vinniger
- Meer weerstandig teen siektes en parasiete
- Ooi lammers wat 'n knou kry se toekomstige reproduksie potensiaal word nadelig beïnvloed.

Die beste belegging wat u kan maak is om ooi lammers goed te laat uitgroei.

## Riglyne vir lam groei:

- Ooi lammers moet 'n hoë groei tempo handhaaf vanaf geboorte tot en met speen.
- Daarna moet hulle ten minste 'n matige groei tempo handhaaf tot en met 12 maande ouderdom.
- Na 12 maande moet hulle nog steeds goed groei tot eerste paring en moet nie massa verloor voor paring nie.

## Virbamax First Drench – Kragtige omvattende lammer dosering vir beter groei.

Een van die faktore wat 'n groot impak op groei het is inwendige parasiete by lammers. Dus het Virbac besluit om **Virbamax First Drench** te ontwikkel, om 'n kragtige omvattende aksie te bied teen inwendige parasiete wat lammers se groei affekteer.

Virbamax First Drench bevat Abamektien en Prasikwantel. Abamektien bied kragtige aksie teen 'n breë spektrum van Rondewurms en ook Neuswurm.

Prasikwantel verwyder die koppe en segmente van Melklintwurm en Gerrifeldelintwurm ( beide lintwurms het 'n groot effek op lammers se groei).

Die kombinasie verseker beter groei as gevolg van die kragtige omvattende aksie wat dit bied.

### Proewe bewys die punt:

In 'n proef het Virbamax First Drench 1.6 kg meer groei gebied teenoor 'n ander groep lammers wat ook behandel is met 'n ander doseermiddel.



Dit bewys die punt dat Virbamax First Drench beter groei verseker.

Virbamax First Drench bevat Abamektien 0.08% en Prasikwantel 1.50 %

Virbamax First Drench: Reg nr G3084 Wet 36 van 1947

Ronnie Dawson  
Virbac Diergesondheid

## Dagboek die volgende datums!

2008

### Oktober:

- 3de - Windhoek Grootvee Skouveiling
- 7de - Lichtenstein-Wes Brahman & Simmentaler Veiling, Plaas: Lichtenstein-Wes
- 8ste - Hochfeldstreek Bonsmaraveiling, Plaas: Omantumba
- 10de - Paresis Bulveiling, Otjiwarongo
- 14de - Hochfeld Gesamentlike Produksieveiling, Plaas: Okongema
- 15de - Karakoel Produksieveiling, Mariental
- 16de - P & A Klein Dorper Produksieveiling, Plaas: Toeloop
- 17de - Khomas Gesamentlike Produksieveiling, Windhoek
- 24ste - Sentrale Bonsmaraveiling, Windhoek
- 31ste - "Northern Select" Bulveiling, Grootfontein

### November:

- 12de - Westelike Bonsmaraveiling, Aub
- 13de - Excelsior Privaatkoolveiling, Aroab
- 18de - Ope Grootveeveiling (Geregistreeerde bulle & dragtige vroulike diere), Agra/Bank Windhoek Ring, Windhoek
- 20ste - Otavi "Star Bull Auction", Otavi